

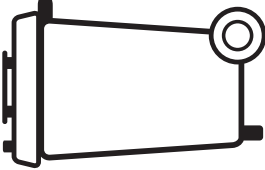




What goes where?

APPENDIX 1: POSTERS THAT "POP"

Name: _____

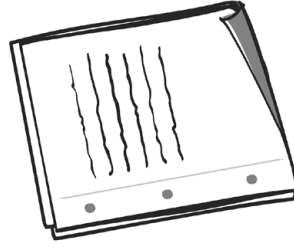
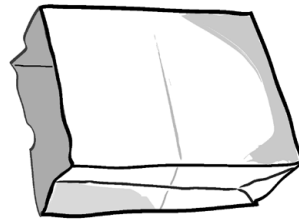






Recyclables	Garbage	Organics	Refundables	Paper
 <p>Colour this bin BLUE</p>	 <p>Colour this bin BLACK</p>	 <p>Colour this bin GREEN</p>	 <p>Colour this bin BLUE</p>	 <p>Colour this bin GREY</p>

Cut out the objects on the next page. Then, glue each object under its correct bin.

What goes where?

APPENDIX 1: POSTERS THAT "POP"






Cut out these objects. Glue each object under its correct bin.



What goes where?

ANSWER KEY

Name: _____

Recyclables	Garbage	Organics	Refundables	Paper
 Colour this bin BLUE	 Colour this bin BLACK	 Colour this bin GREEN	 Colour this bin BLUE	 Colour this bin GREY
