

GRADE 6 LEARNING EXPERIENCE

Trading Textiles

Summary

In this lesson, students will choose a piece of clothing to trace back to its country of origin, hold a clothing swap and Eco-fashion show. Learners use infographics to demonstrate their understanding of how to divert textile waste from landfills.

Objective

Students will learn about the impact of the textile industry on our planet and options for diverting textile waste away from landfills.

Pre-Activity

T-SHIRT TAGS

DIRECTIONS

CLOTHING ORIGIN RESEARCH

Have students pair up with a partner and determine which country their partner's shirt was made in by looking at the tag.

Have students research the country of origin of their T-shirt, then share their findings with the class.

Fill out the **Geography Detective Sheet (Appendix 1)**.

SLIDE SHOW

Show and discuss the **Fashion Facts slideshow (Appendix 2: Accompanying PDF file)** from The Story of Stuff Project by Andrea Newell

MATERIALS

Appendix 1:
Geography Detective Sheet

Internet access
for students

DURATION

60-70 mins

MATERIALS

Appendix 2:
Fashion Facts
Slideshow (PDF)

DURATION

10 mins

MAIN LEARNING OUTCOME

GRADE:

6

SUBJECT:

Social Studies



Outcome 6

Students will take age appropriate actions to demonstrate an understanding of responsibilities as global citizens.

CROSS-CURRICULAR LINKS

**English and French
Language Arts**



Outcome 1

Listening and Speaking

Students will communicate effectively and clearly and respond personally and critically, respecting cultural contexts.

Art




Outcome 1

Students will explore and manipulate a range of materials, demonstrating an ability to express themselves.

divertNS.ca



Share on social media!
#NothingWasted



Activity

ECO-FASHION SHOW

DIRECTIONS

GROUP BRAINSTORMING

In small groups, brainstorm alternatives to putting unwanted textiles in the garbage. Write ideas in the **Graphic Organizer (Appendix 3)**.

Here are some ideas the students might come up with:

- REDUCE** the number of clothing items purchased.
- REUSE** textiles by donating them to a charity; giving them to a friend/family member; turning them into rags, or using the fabric for something new.
- RECYCLE** used clothes by donating them to a charity.
(Note: A few municipalities in Nova Scotia collect unwanted clothing at the curb for recycling)

Discuss textile recycling in Nova Scotia by sharing the following facts:

- 37,000 tonnes of textiles are generated in Nova Scotia each year.
- 7,000 tonnes of textiles are recycled annually in Nova Scotia.
- Over 500 clothing donation bins are available across the province.

For more information on textile recycling in Nova Scotia, visit afterwear.ca

CLOTHING SWAP

Explain the concept of a clothing swap to students and send home a **Letter to Parents/Guardians (See Appendix 4)**

Choose a date, and have the students bring in unwanted clothes to participate in a clothing swap.

Choose a student to run the clothing swap. Have the student hold up an article of clothing. Students interested in the article being displayed raise their hands. Another student hands out playing cards to the students interested in the article of clothing. The student with the highest card receives the piece of clothing.

ECO-FASHION SHOW

Students will put on an "Eco-Fashion" show using their newly acquired clothes.

Have the students choose their "look" and ask them to create a brief description of their outfit that the emcee of the fashion show will read.

Create a space in the classroom or school to have the fashion show.

Appoint an emcee for the show to narrate the students' new eco-friendly outfits.

MATERIALS

Appendix 3
Brainstorming
graphic
organizer

DURATION

15-20 mins

MATERIALS

Appendix 4
Letter to
Parents/
Guardians

Deck of playing
cards, shuffled

DURATION

60 mins

MATERIALS

Outfit
description
cards

Decorations for
fashion show
(optional)

DURATION

60-90 min

Post-Activity

TEXTILE RECYCLING INFOGRAPHIC

DIRECTIONS

Have students create infographics that explain textile recycling in Nova Scotia, as well as other options to divert textile waste from landfills.

Infographics can be put up around the school or in the community.

Option to do by hand or with technology.


MATERIALS

Paper, art supplies (markers, scissors, glue etc.)

Technology (optional)

DURATION

60–90 min



WASTE REDUCTION EDUCATORS

Divert NS provides funding to municipalities to deliver waste reduction education to schools across the province.

Your local waste reduction educator(s) provides the following services, and more, free of charge!

- classroom presentations
- green team set up
- advice on bins and signage
- tours of local waste facilities
- school waste audits

To find out more, visit divertns.ca

Assessment

FORMATIVE

Evaluate student comprehension of how to divert textile waste from landfills through class discussions and passively monitoring group conversations.

SUMMATIVE (OPTIONAL)

Option to evaluate infographics created by students.



ENVIRONMENTAL EVENTS

There are many great opportunities throughout the year to highlight the 3Rs in the classroom. Check out these annual events:

Waste Reduction Week October (3rd week)

Earth Day April 22

Compost Awareness Week May (1st full week)

Environment Week June (1st full week)

ABOUT DIVERT NS

Divert NS is a not-for-profit organization championing recycling in Nova Scotia. For over 20 years we've helped build a culture of recycling through environmental stewardship, education, and innovation. Divert NS operates the **Beverage Container Deposit-Refund Program** and the **Used Tire Management Program**. In addition, we work in collaboration with government,

industry, and academia to divert waste-resources from landfill. Divert NS, in partnership with municipalities, delivers education and awareness programs to schools, businesses, and community groups. Divert NS also works to develop stewardship agreements and funds innovative research and development initiatives.

Toll-free 1.877.313.7732 • info@divertns.ca • divertNS.ca



Geography Detective

What country was your piece of clothing made in?

Where is this country? Is it close to or far away from Nova Scotia?

Research and list three facts about this country.

How would clothing get from this country to Nova Scotia?
(Example: by truck, by ship, by train)

APPENDIX 2
TRADING TEXTILES

Fashion Facts Slide Show from The Story of Stuff Project

The following is a
overview for the
separate file entitled:

GR-6-Trading-Textiles-
Appx2-Fashion.pdf

GRADE 6 LEARNING EXPERIENCE

Never Look at Clothes the Same Way Again

FASHION FACTS

FROM THE STORY OF STUFF PROJECT BY ANDREA NEWELL

divertNS.ca

FACT #1



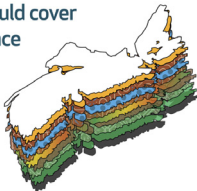
There are over 7 billion people on the earth. If each person had only 5 pieces of clothing, that would still be 35 billion pieces of clothing.

divertNS.ca

FACT #2

In 2015 it was estimated the fashion industry would produce 400 billion meters of fabric.

That amount would cover the whole province of Nova Scotia...
9 layers deep!



divertNS.ca

FACT #3



The number of new clothes made each year is equivalent to each person in the world (all 7 billion) having 20 new items. Every year. And it keeps growing.

divertNS.ca

FACT #4

Fashion, by its nature, encourages high turnover in the pursuit of being trendy.



This constant apparel replacement that promotes poor quality, low-cost garments is called "fast fashion."

Image credit: <https://fashionofthefuture.com/2015/05/05/fashion-is-wearing-it/>

divertNS.ca

FACT #5



STOCK.PIC - WILL PURCHASE

The fashion industry is second only to the oil industry for pollution.

SOURCE: "Fast Fashion is the Second Dirtiest Industry in the World, Next to Big Oil" by Glynis Sweeney <https://www.ecowatch.com/fast-fashion-is-the-second-dirtiest-industry-in-the-world-next-to-big-oil-1862083445.html>

divertNS.ca

FACT #6



Only about 10% of donated items are actually resold.

SOURCE: <https://truecostmovie.com/>

divertNS.ca

SOURCE

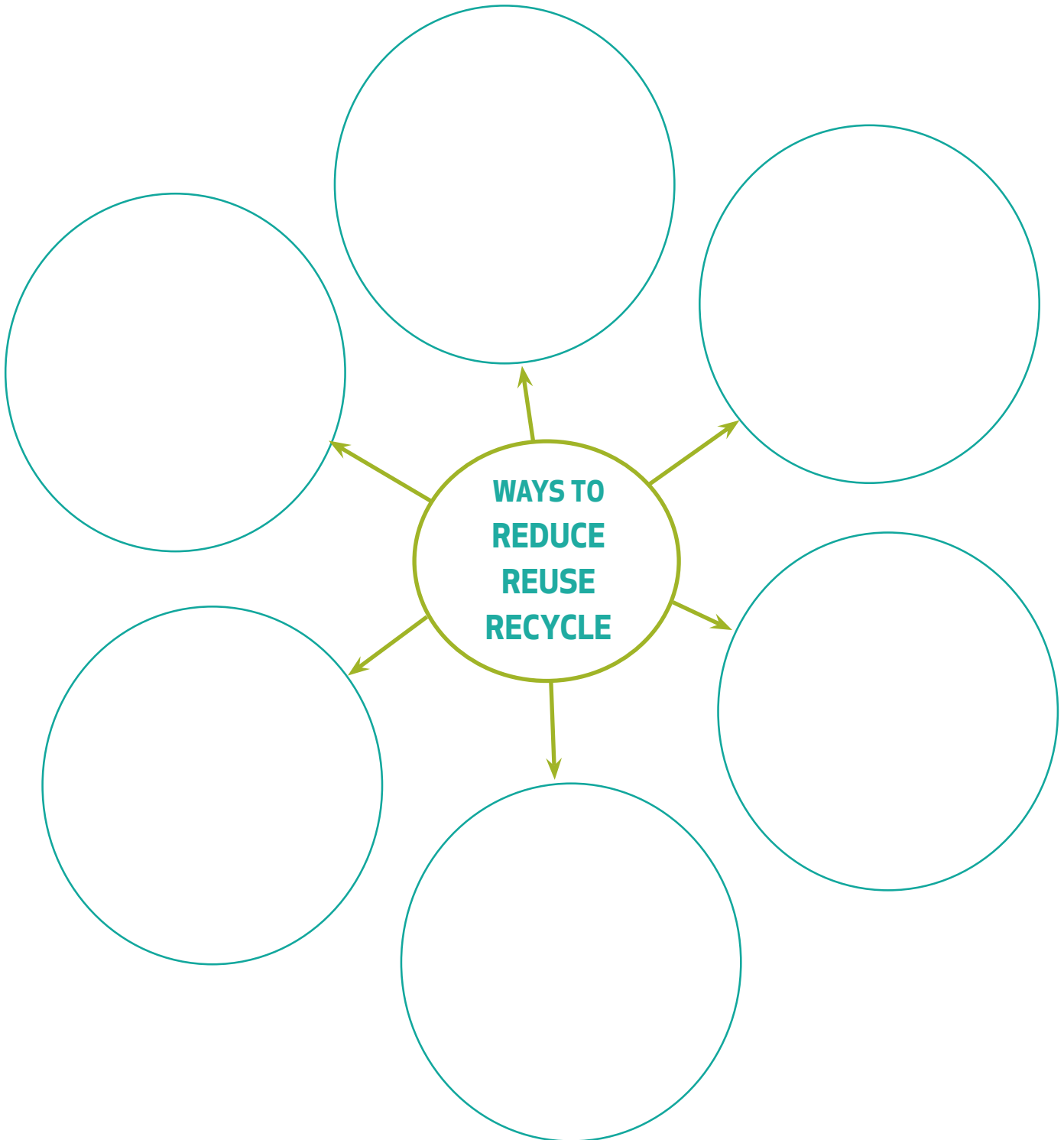
Newell, Andrea. "Never Look at Clothes the Same Way Again." The Story of Stuff Project. N.p., 19 July 2016. Web. 03 Apr. 2017.

<http://storyofstuff.org/blog/never-look-at-clothes-the-same-way-again/>

divertNS.ca

Graphic Organizer

In each of the circles, write how you could **Reduce**, **Reuse** or **Recycle** textiles.



APPENDIX 4
TRADING TEXTILES

Dear Parents/Guardians,

In our Grade 6 class we have been learning about where clothes come from and where they go when we no longer want them.

As part of our learning we will be holding a class “clothes-swap” and “eco-fashion” show to learn about options to reuse our textiles instead of sending them to the landfill.

Please send any gently-used clothing to school with your learner on _____
(date).

Any unclaimed clothes will be donated to charity.

Thank you for your support,

Grade 6 Teacher



Dear Parents/Guardians,

In our Grade 6 class we have been learning about where clothes come from and where they go when we no longer want them.

As part of our learning we will be holding a class “clothes-swap” and “eco-fashion” show to learn about options to reuse our textiles instead of sending them to the landfill.

Please send any gently-used clothing to school with your learner on _____
(date).

Any unclaimed clothes will be donated to charity.

Thank you for your support,

Grade 6 Teacher