

## GRADE 1 LEARNING EXPERIENCE

# What is it Made of?

### Summary

Learners will determine the properties of everyday objects through a variety of hands-on activities. Students will use this information to help them understand how recycling works through a “cut and paste” activity.

### Objective

To teach the difference between plastic, metal and organic objects and to help students sort waste materials properly.

### Pre-Activity

## WHAT ARE THINGS MADE OF?

#### DIRECTIONS

#### INTRODUCTION

Write the question “What **STUFF** are **THINGS** made of?” on the board. After a brief discussion, ask students to share their responses.

Rewrite the question to read “What **MATERIALS** are **OBJECTS** made of?” Explain that scientists say MATERIAL instead of “stuff” and OBJECTS instead of “things.”

Now that they know the correct terms, review some examples of some **materials** that **objects** are made of.

As students answer, display their words on the board.

Examples: wood, glass, metal, plastic, rubber, paper, etc.

#### GUESSING GAME

Show the “**Guessing Game**” slide show (Appendix 1 – PDF file).

As each slide is shown, ask students to guess the material(s) they think the object is made of.

*Note: An answer slide follows each quiz question slide.*

#### MATERIALS

Whiteboard and markers

#### DURATION

10 mins

#### MATERIALS

Appendix 1  
Guessing Game (PDF slide show)

Computer and projector

#### MAIN LEARNING OUTCOME

GRADE:

1

SUBJECTS:

Science



#### Outcome 3

Students will explore materials and their properties.

#### Indicators

- Ask questions about materials and their properties.
- Determine the properties of self-selected substances.
- Compare the properties, with observations, of various substances.

#### CROSS-CURRICULAR LINKS

#### Social Studies



#### Outcome 2

Students will take age-appropriate action to practise responsible behaviour in caring for the environment.

divertNS.ca



Share on social media!  
#NothingWasted



## Activity

### BOARD GAME

#### DIRECTIONS

Put students in groups of three to play the “What is it Made of?” board game (Appendix 2). Print one copy of the game for each group.

Each student takes a turn rolling the dice. They move forward the number of squares they rolled. Whatever object they land on, they need to say what material it is made of. (See board game for more detailed instructions.)

#### MATERIALS

Appendix 2:  
Print-outs of  
Board Game

Game pieces  
and one die for  
each group

#### DURATION

20 min

## Post-Activity

### CUT & PASTE THE RECYCLABLES

#### DIRECTIONS

Have the students complete the activity **Cut and Paste Recyclables** (Appendix 3).

They must cut out the materials words (plastic, paper, metal, glass, rubber) and place them in the correct blank to complete the sentences.

#### MATERIALS

Appendix 3:  
Cut and Paste  
Recyclables  
activity

#### DURATION

5 min

## Assessment

#### FORMATIVE

Evaluate student learning by observing their answers during the presentation, the board game and the cut and paste activity.

#### SUMMATIVE (OPTIONAL)

Collect and evaluate the cut and paste activity.



Divert NS is a not-for-profit organization championing recycling in Nova Scotia. For over 20 years we've helped build a culture of recycling through environmental stewardship, education, and innovation. Divert NS operates the Beverage Container Deposit-Refund Program and the Used Tire Management Program. In addition, we work in collaboration with government, industry, and academia to divert waste-resources from landfill. Divert NS, in partnership with municipalities, delivers education and awareness programs to schools, businesses, and community groups. Divert NS also works to develop stewardship agreements and funds innovative research and development initiatives.

We welcome feedback from students and teachers on these lesson plans and resources. Please send your feedback to:

Toll-free 1.877.313.7732 • [info@divertns.ca](mailto:info@divertns.ca)

APPENDIX 1  
WHAT IS IT MADE OF?

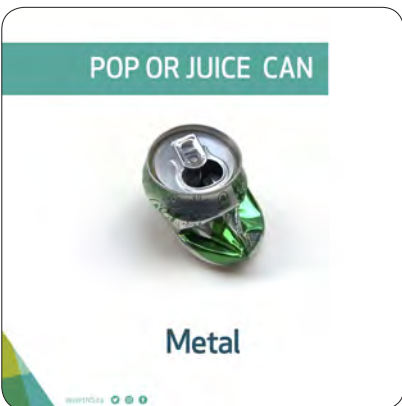
# Guessing Game

# Answer key

## PRESENTATION OVERVIEW

The following are the **answer slides** for the What is it Made of? guessing game presentation. Each answer slide is preceded by the quiz slide (*See sample quiz slide, right*)

For full guessing game, see [GR-1-What-is-it-Made-of-Appx1-Guessing.pdf](#)



(cont'd on next page)

APPENDIX 1  
WHAT IS IT MADE OF?

# Guessing Game (cont'd)

**ELASTIC BANDS**



**Rubber**

**SCISSORS**



**Metal and Plastic**

**BOTTLE**



**Glass and Metal**

**NEWSPAPER**




**Paper**

**CHAIR**



**Wood**

**JUICE BOX**



To keep the juice fresh (and to prevent leaks), juice boxes are made of thin layers of paper, aluminum foil and plastic.

**Paper, Plastic and Metal**


**SNEAKER SOLES**



Rubber is used to make the soles extra grippy.

**Rubber**

**BAGS**



**Plastic**

**BOTTLE**



**Glass**

**YOUR TURN**

What objects do you see around the classroom that are made of:

Paper                      Metal  
Plastic                  Rubber                  Glass  
   Wood

## APPENDIX 2: WHAT IS IT MADE OF?

# Board Game

Each player rolls the die, and moves forward that number of spaces. Whatever **object** they land on, they say what **material** is it made of.

If the student guesses correctly, the die is passed to the next player. If the guess is incorrect, the student rolls again, this time moving **backwards** that number of spaces. The die is then passed to the next player.



# Cut and Paste Recyclables

Cut out the MATERIAL WORDS below, and glue ONE into each sentence to complete it correctly.

1. Objects made of \_\_\_\_\_, like **pop bottles**, can be recycled.

2. Objects made of \_\_\_\_\_, like **jam and pickle jars**, can be recycled.

3. Objects made of \_\_\_\_\_, like **car and truck tires**, can be recycled.

4. Objects made of \_\_\_\_\_, like **magazines**, can be recycled.

5. Objects made of \_\_\_\_\_, like **juice cans**, can be recycled.

