

GRADE 1 LEARNING EXPERIENCE

What is it Made of?

Summary

Learners will determine the properties of everyday objects through a variety of hands-on activities. Students will use this information to help them understand how recycling works through a “cut and paste” activity.

Objective

To teach the difference between plastic, metal and organic objects and to help students sort waste materials properly.

Pre-Activity

WHAT ARE THINGS MADE OF?

DIRECTIONS

INTRODUCTION

Write the question “What **STUFF** are **THINGS** made of?” on the board. After a brief discussion, ask students to share their responses.

Rewrite the question to read “What **MATERIALS** are **OBJECTS** made of?” Explain that scientists say MATERIAL instead of “stuff” and OBJECTS instead of “things.”

Now that they know the correct terms, review some examples of some **materials** that **objects** are made of.

As students answer, display their words on the board.

Examples: wood, glass, metal, plastic, rubber, paper, etc.

GUESSING GAME

Show the “**Guessing Game**” slide show (Appendix 1 – PDF file).

As each slide is shown, ask students to guess the material(s) they think the object is made of.

Note: An answer slide follows each quiz question slide.

MATERIALS

Whiteboard and markers

DURATION

10 mins

MATERIALS

Appendix 1
Guessing Game (PDF slide show)

Computer and projector

MAIN LEARNING OUTCOME

GRADE:

1

SUBJECTS:

Science



Outcome 3

Students will explore materials and their properties.

Indicators

- Ask questions about materials and their properties.
- Determine the properties of self-selected substances.
- Compare the properties, with observations, of various substances.

CROSS-CURRICULAR LINKS

Social Studies



Outcome 2

Students will take age-appropriate action to practise responsible behaviour in caring for the environment.

divertNS.ca



Share on social media!
#NothingWasted



Activity

BOARD GAME

DIRECTIONS

Put students in groups of three to play the “What is it Made of?” board game (Appendix 2). Print one copy of the game for each group.

Each student takes a turn rolling the dice. They move forward the number of squares they rolled. Whatever object they land on, they need to say what material it is made of. (See board game for more detailed instructions.)

MATERIALS

Appendix 2:
Print-outs of
Board Game

Game pieces
and one die for
each group

DURATION

20 min

Post-Activity

CUT & PASTE THE RECYCLABLES

DIRECTIONS

Have the students complete the activity **Cut and Paste Recyclables** (Appendix 3).

They must cut out the materials words (plastic, paper, metal, glass, rubber) and place them in the correct blank to complete the sentences.

MATERIALS

Appendix 3:
Cut and Paste
Recyclables
activity

DURATION

5 min

Assessment

FORMATIVE

Evaluate student learning by observing their answers during the presentation, the board game and the cut and paste activity.

SUMMATIVE (OPTIONAL)

Collect and evaluate the cut and paste activity.



Divert NS is a not-for-profit organization championing recycling in Nova Scotia. For over 20 years we've helped build a culture of recycling through environmental stewardship, education, and innovation. Divert NS operates the Beverage Container Deposit-Refund Program and the Used Tire Management Program. In addition, we work in collaboration with government, industry, and academia to divert waste-resources from landfill. Divert NS, in partnership with municipalities, delivers education and awareness programs to schools, businesses, and community groups. Divert NS also works to develop stewardship agreements and funds innovative research and development initiatives.

We welcome feedback from students and teachers on these lesson plans and resources. Please send your feedback to:

Toll-free 1.877.313.7732 • info@divertns.ca

APPENDIX 1
WHAT IS IT MADE OF?

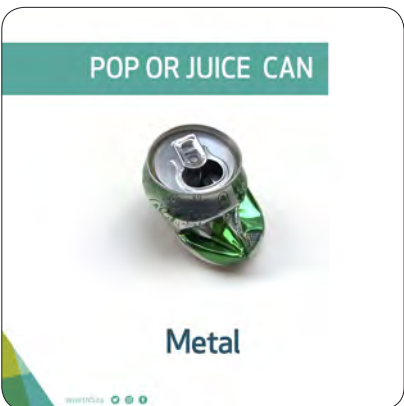
Guessing Game

Answer key

PRESENTATION OVERVIEW

The following are the **answer slides** for the What is it Made of? guessing game presentation. Each answer slide is preceded by the quiz slide (See sample quiz slide, right)

For full guessing game, see [GR-1-What is it Made of Appx1-Guessing.pdf](#)



(cont'd on next page)

APPENDIX 1
WHAT IS IT MADE OF?

Guessing Game (cont'd)

ELASTIC BANDS



Rubber

SCISSORS



Metal and Plastic

BOTTLE



Glass and Metal

NEWSPAPER




Paper

CHAIR



Wood

JUICE BOX



To keep the juice fresh (and to prevent leaks), juice boxes are made of thin layers of paper, aluminum foil and plastic.

Paper, Plastic and Metal


SNEAKER SOLES



Rubber is used to make the soles extra grippy.

Rubber

BAGS



Plastic

BOTTLE



Glass

YOUR TURN

What objects do you see around the classroom that are made of:

Paper Metal
Plastic Rubber Glass
 Wood

APPENDIX 2: WHAT IS IT MADE OF?

Board Game

Each player rolls the die, and moves forward that number of spaces. Whatever **object** they land on, they say what **material** is it made of.

If the student guesses correctly, the die is passed to the next player. If the guess is incorrect, the student rolls again, this time moving **backwards** that number of spaces. The die is then passed to the next player.



Cut and Paste Recyclables

Cut out the MATERIAL WORDS below, and glue ONE into each sentence to complete it correctly.

1. Objects made of _____, like **pop bottles**, can be recycled.

2. Objects made of _____, like **jam and pickle jars**, can be recycled.

3. Objects made of _____, like **car and truck tires**, can be recycled.

4. Objects made of _____, like **magazines**, can be recycled.

5. Objects made of _____, like **juice cans**, can be recycled.



GRADE 1 LEARNING EXPERIENCE

What is it Made of ?

GUESSING GAME

MATERIALS:

Paper

Rubber

Wood

Metal

Plastic

Glass

PIZZA BOX



?

PIZZA BOX



Paper

WATER BOTTLE



?

WATER BOTTLE



Plastic

POP OR JUICE CAN



?

POP OR JUICE CAN



Metal

JAR



?

JAR



Glass

ELASTIC BANDS



?

ELASTIC BANDS



Rubber

SCISSORS



?

SCISSORS



Metal and Plastic

BOTTLE



?

BOTTLE



Glass and Metal

NEWSPAPER



NEWSPAPER



Zun Eldgen Dank Under Franken Wienee

Das ander Cevient der Schweiz

Lorem ipsum dolor sit amet, conse
adipiscing elit. Pellentesque et lort
Ut dignissim, erat eget malesuada
elit enim molestie purus, et sempe
nibh id odio. Aenean fringilla lacus
Vestibulum eget tortor eget mauris

Mauris a velit. Sed non mauris.
Vivamus nisi nisi, convallis eu,
id dolor sed diam lobortis sagittis. Na
Morbi mi. Nullam vulputate pulvinar
Vestibulum commodo accumsan turp
Suspendisse potenti. Vestibulum gra
Integer venenatis ornare diam.
Ut sed tellus. Ut egestas justo quis fr

Cras molestie ullamcorper est. Fusce
quam fringilla risus. Proin condimentum.
Pellentesque non velit. Donec ante massa,
ultrices a, pretium sit amet, gravida v
lobortis non, metus. Nam id sapien. Mor
fermentum mollis ligula. Nunc lobortis
egere tincidunt pede massa eget nisi. Et
quam. Praesent mauris orci, ultricies ei
vel, laoreet eu, lacus.

Lorem ipsum dolor sit amet, conse
adipiscing elit. Pellentesque et lort
Ut dignissim, erat eget malesuada
elit enim molestie purus, et sempe
nibh id odio. Aenean fringilla lacus
Vestibulum eget tortor eget mauris

Mauris a velit. Sed non mauris.
Vivamus nisi nisi, convallis eu,
ultrices vitae, placerat eu, tellus. Na
id dolor sed diam lobortis sagittis.
Morbi mi. Nullam vulputate pulvinar
Vestibulum commodo accumsan turp
Suspendisse potenti. Vestibulum gra
Integer venenatis ornare diam.
Ut sed tellus. Ut egestas justo quis fr

Cras molestie ullamcorper est. Fusce
quam fringilla risus. Proin condimentum.
Pellentesque non velit. Donec ante massa,
ultrices a, pretium sit amet, gravida v
lobortis non, metus. Nam id sapien. Mor
fermentum mollis ligula. Nunc lobortis
egere tincidunt pede massa eget nisi. Et
quam. Praesent mauris orci, ultricies ei
vel, laoreet eu, lacus.

Cras molestie ullamcorper est. Fusce
quam fringilla risus. Proin condimentum.
Pellentesque non velit. Donec ante massa,

Lorem ipsum dolor sit amet, conse
adipiscing elit. Pellentesque et lort
Ut dignissim, erat eget malesuada
elit enim molestie purus, et sempe
nibh id odio. Aenean fringilla lacus
Vestibulum eget tortor eget mauris

Mauris a velit. Sed non mauris.
Vivamus nisi nisi, convallis eu,
ultrices vitae, placerat eu, tellus. Na
id dolor sed diam lobortis sagittis.
Morbi mi. Nullam vulputate pulvinar
Vestibulum commodo accumsan turp
Suspendisse potenti. Vestibulum gra
Integer venenatis ornare diam.
Ut sed tellus. Ut egestas justo quis fr

Cras molestie ullamcorper est. Fusce
quam fringilla risus. Proin condimentum.
Pellentesque non velit. Donec ante massa,
ultrices a, pretium sit amet, gravida v
lobortis non, metus. Nam id sapien. Mor
fermentum mollis ligula. Nunc lobortis
egere tincidunt pede massa eget nisi. Et
quam. Praesent mauris orci, ultricies ei
vel, laoreet eu, lacus.

Das ander Cevient der Schweiz

Cras molestie ullamcorper est. Fusce
quam fringilla risus. Proin condimentum.
Pellentesque non velit. Donec ante massa,
ultrices a, pretium sit amet, gravida vel.
Praesent pede magna, pharetra at, bland
lobortis non, metus. Nam id sapien. Mor
fermentum mollis ligula. Nunc lobortis, e
cursus faucibus, ligula mauris accumsa
egere tincidunt pede massa eget nisi. Et
quam. Praesent mauris orci, ultricies eu
vel, laoreet eu, lacus.

Cras molestie ullamcorper est. Fusce
quam fringilla risus. Proin condimentum.
Pellentesque non velit. Donec ante massa,
ultrices a, pretium sit amet, gravida vel.
Praesent pede magna, pharetra at, bland
lobortis non, metus. Nam id sapien. Mor
fermentum mollis ligula. Nunc lobortis, e
cursus faucibus, ligula mauris accumsa
egere tincidunt pede massa eget nisi. Et
quam. Praesent mauris orci, ultricies eu
vel, laoreet eu, lacus.

Cras molestie ullamcorper est. Fusce
quam fringilla risus. Proin condimentum.
Pellentesque non velit. Donec ante massa,

Paper

CHAIR




?

CHAIR




Wood

JUICE BOX




?

JUICE BOX



Paper, Plastic and Metal


JUICE BOX



To keep the juice fresh (and to prevent leaks), juice boxes are made of thin layers of paper, aluminum foil and plastic.

Paper, Plastic and Metal


SNEAKER SOLES



SNEAKER SOLES



Rubber is used to
make the soles
extra grippy.



Rubber

BAGS



?

BAGS



Plastic

BOTTLE



?

BOTTLE



Glass

YOUR TURN

What objects do you see
around the classroom
that are made of:

Paper

Metal

Rubber

Plastic

Glass

Wood