

GRADE 4-6 LEARNING EXPERIENCE

Slammin' Slogans

Summary

This hands-on lesson teaches students about textile recycling in Nova Scotia. Learners create a slogan to encourage textile recycling, which is then placed on T-shirts and displayed within the school.

Objective

To teach students about the impact of textile waste on landfills. Students will also learn that reusing and recycling are great ways to reduce the amount of textiles being sent to landfills.

Pre-Activity

CBC NEWS ARTICLE

DIRECTIONS

GROUP DISCUSSION

Break students into small groups and brainstorm answers to the following questions:

- What do you do with your old clothes?
- Can old clothes be recycled in Nova Scotia?
- What can old clothes be turned into?

Have students from each group share their answers with the class.

NEWS ARTICLE

Have the students read the CBC News article on textile recycling (**Appendix 1**). Choose a reading method that works for your class (e.g. as a class, individually, in pairs, or small groups).

OPTION: Project the article onto a screen to save paper.

MATERIALS

n/a

DURATION

10 mins

MATERIALS

Appendix 1:
Why charities want your old, stained and ripped clothes
(CBC News article)

DURATION

10 mins

MAIN LEARNING OUTCOME

GRADE: 4 5 6

SUBJECT:

English Language Arts



Grades 4-6 / Outcome 7
Writing and Other Ways of Representing

Students will be expected to use writing and other representations to explore, clarify and reflect upon thoughts and experiences.

Indicators

- Explore various forms/genres of writing to develop imagination.
- Experiment with the purpose(s) of specific pieces of writing.
- Consider the audience(s) for specific pieces of writing.
- Experiment by using descriptive language and word choice to enhance meaning with support.
- Propose questions to clarify thoughts, ideas, and feelings.

CROSS-CURRICULAR LINKS

Art



Grade 5 / Outcome 1

Students will explore the creative process, individually and collaboratively, using a range of materials and technology, to create with respect and sensitivity a range of artworks that express ideas, feelings and understandings.

Social Studies




Grade 6 / Outcome 6

Students will take age appropriate actions to demonstrate an understanding of responsibilities as global citizens.

divertNS.ca





CBC NEWS ARTICLE (cont'd)

DIRECTIONS

After reading the article, review the following vocabulary:

Landfill	a system of garbage disposal in which the waste is buried between layers of earth
Textile *	Any "cloth material" or object made out of cloth. (e.g. clothing, sneakers, curtains, pillows or fabric scraps)
Taxpayer	someone who pays taxes
Municipality	a city, town, county or area that has its own government
Underlay	padded material placed under carpet

* the definition of textile is "woven material," but for this lesson the term is used more generally.

Have students complete the **reading comprehension questions (Appendix 2)** for the CBC News article.

Correct the questions and discuss as a class.

MATERIALS

n/a

DURATION

15 mins

MATERIALS

Appendix 2:
Reading
Comprehension
Questions

DURATION

10-15 mins

Activity

CREATE A T-SHIRT SLOGAN

DIRECTIONS

WRITING

Tell students they will be writing slogans to put on T-shirts to encourage their peers to recycle or reuse textiles. Pass out and review the **Slogan Creation Handout (Appendix 3)**.

Go over the elements that make a good slogan:

- Highlight one key message.
- Keep it short.
- Give it rhythm, rhyme, and ring.

Here are some slogans that can be shared with students:

- Don't litter, it makes the world bitter!
- Never refuse to reuse.

Have students create a paper copy of their T-shirt using the **template** provided (**Appendix 4**).

OPTION: Have students bring in an old T-shirt and add their slogan/design to their T-shirt using paint or iron-on decals.

MATERIALS: Old T-shirt, paint or iron-on transfer sheets

MATERIALS

Appendix 3:
Slogan Creation
handout

DURATION

20-30 min

MATERIALS

Appendix 4:
T-shirt template

DURATION

20-30 min

Post-Activity

T-SHIRT DISPLAY

DIRECTIONS

Students present their designs to the class.

OPTION: Have students vote on their favourite slogan.


OPTION: Create a clothesline in the school for the whole student body to see the students' designs.

MATERIALS

T-shirt designs

Twine & clothespins

DURATION
10-15 min



WASTE REDUCTION EDUCATORS

Divert NS provides funding to municipalities to deliver waste reduction education to schools across the province.

Your local waste reduction educator(s) provides the following services, and more, free of charge!

- classroom presentations
- green team set up
- advice on bins and signage
- tours of local waste facilities
- school waste audits

To find out more, visit divertns.ca

divertNS.ca



Share on social media!
#NothingWasted

Assessment

FORMATIVE Observe students throughout the educational activities to evaluate learning.

SUMMATIVE (OPTIONAL) Observe students throughout the educational activities to evaluate learning.



ENVIRONMENTAL EVENTS

There are many great opportunities throughout the year to highlight the 3Rs in the classroom. Check out these annual events:

Waste Reduction Week October (3rd week)

Earth Day April 22

Compost Awareness Week May (1st full week)

Environment Week June (1st full week)

ABOUT DIVERT NS

Divert NS is a not-for-profit organization championing recycling in Nova Scotia. For over 20 years we've helped build a culture of recycling through environmental stewardship, education, and innovation. Divert NS operates the **Beverage Container Deposit-Refund Program** and the **Used Tire Management Program**. In addition, we work in collaboration with government,

industry, and academia to divert waste-resources from landfill. Divert NS, in partnership with municipalities, delivers education and awareness programs to schools, businesses, and community groups. Divert NS also works to develop stewardship agreements and funds innovative research and development initiatives.

Toll-free 1.877.313.7732 • info@divertns.ca • divertNS.ca



Why charities want your old, stained and ripped clothes

by Nina Corfu, CBC News (Posted: Jan 19, 2017 7:00 AM AT)

Just because your old socks, stained shirts and frayed towels are no longer fit for the closet, it doesn't mean they belong in the trash.

The latest audit of Halifax's Otter Lake **landfill** shows that **textiles** make up eight per cent of the materials in the dump.

"There's definitely room for improvement," Matt Keliher, the city's manager of solid waste, told CBC's Information Morning.

Keliher said residents should be putting old clothing, linens and shoes into charity donation boxes, even if they're unlikely to be worn or used again.

Not only is recycling textiles the environmentally friendly thing to do, Keliher said, it would also save **taxpayers** money.

It's almost three times more expensive to put something in the landfill than it is to recycle it, he said.

Keliher said he's keeping an eye on Colchester County—which started picking up textiles at the curb for recycling in May 2016—to see how well that program is working.

Halifax's recycling plant is at capacity, he said, but plans are in the works for an expansion to allow for more recycling possibly textile recycling—within the next two years.

In the meantime, Keliher said members of the Association for Textile Recycling in Nova Scotia (AFTER) handles the recycling of items placed in donation bins around the **municipality**.

Reg Chitty, manager of the Value Village thrift store in Bayers Lake business-park in Halifax, said his company pays charities for all textiles they bring to the store for processing, even if the clothes are damaged and could never be worn.

Only 25 per cent of the donated materials ever make it to the sales floor, he said. The rest is sent away to be resold or recycled.

"Your sock with a hole in it," said Chitty, "might become

insulation for a car door, or it might become a piece of matting, or it might become **underlay**."

Items of clothing that are only slightly damaged, or not appropriate for resale at Value Village, are baled and sent overseas to be sold in countries as far away as Ghana, India or Bolivia.

Those items would likely be "sold in an open-air market over there by people who want to be entrepreneurs," Chitty said.

"It gives them an opportunity to raise money for their family because there's somebody, somewhere who may want to buy that."

Even if the old clothes you donate can't be resold, they will likely be recycled.

Reading Comprehension Questions

for "Why charities want your old, stained and ripped clothes" (CBC News Nova Scotia)

1. What **percentage** of garbage is made up of **textiles** in the Otter Lake Landfill in Halifax?

8%

2. **True or False:** Textile donation bins are **only** meant for used clothing in good condition.

If false, explain **why**. **False**

Why? Examples:

**Charities can sell all the donations, even the ones in poor condition.
Ripped or old clothes can be made into other things.**

3. **True or False:**
Recycling is more expensive than just throwing something in the trash.

False

4. What is the **acronym** for the **Association for Textile Recycling in Nova Scotia**?

AFTER

5. If donated textiles can't be resold as is, they can be recycled into new materials. Give **two examples** of what they could be recycled into:

underlay, insulation, or matting

6. What happens to used clothes sent to countries like Ghana, India or Bolivia?

Circle the answer found in the article.

- a) They are given to people in need
- b) They are sold at markets**
- c) They are sold in stores

Reading Comprehension Questions

for "Why charities want your old, stained and ripped clothes" (CBC Nova Scotia)

1. What **percentage** of garbage is made up of **textiles** in the Otter Lake Landfill in Halifax?
2. **True or False:** Textile donation bins are **only** meant for used clothing in good condition.
If false, explain **why**.
3. **True or False:** Recycling is more expensive than just throwing something in the trash.
4. What is the **acronym** for the **Association for Textile Recycling in Nova Scotia**?
5. If donated textiles cannot be resold as is, they can be recycled into new materials. Give two examples what they could be recycled into:
6. What happens to used clothes sent to countries like Ghana, India or Bolivia?
Circle the answer found in the article.
 - a) They are given to people in need.
 - b) They are sold at markets.
 - c) They are sold in stores.

Slogan Creation Handout

Create a slogan to encourage others to recycle or reuse their old clothes.

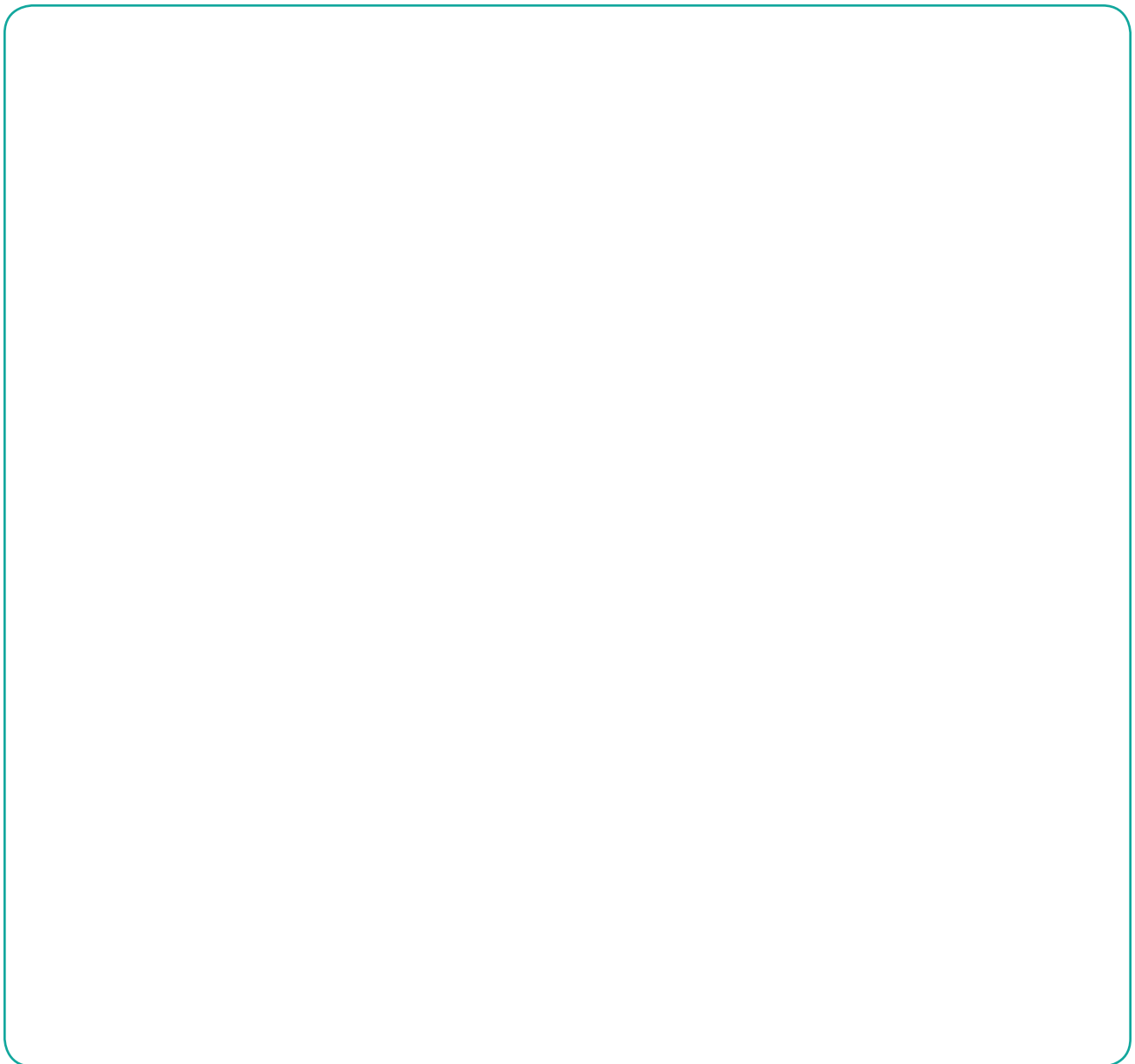
Tips for a good slogan:

- Highlight one key message.
- Keep it short.
- Give it a rhythm, rhyme, and ring.

Samples of slogans:

- Never refuse to reuse
- Don't litter, it makes the world bitter!

Write your slogan in the space below, and add a picture to go with it.



T-Shirt Cutout

Draw your finished slogan and design onto this T-shirt. Write your name on the back, and cut out your T-shirt to be part of a classroom or hallway display.

