

GRADE **6** LEARNING EXPERIENCE

Taking action on food waste at home and in school

Summary

In this lesson, students are introduced to the problem of food waste at home and at school. They will watch a video about how to reduce food waste, featuring interviews with a community-focused food organization and a waste reduction educator. Following a group discussion, students will brainstorm creative ways to waste less food at school and at home, and then work together on a food waste awareness campaign.

Objective

Students gain a deeper understanding of what causes food waste at home and at school. They reflect on the food that they consume and the steps they can take to avoid food waste.

PRE-ACTIVITY

WASTE NOT NEWS EPISODE 3: FOOD WASTE AT HOME

Directions: Students watch a video about food waste at home. Before the video, the class can have a discussion about how food may be wasted at home, using the sample questions below. **Appendix 1** can be shared for discussion purposes (includes an infographic showcasing how much food is wasted at home and how much of that waste is avoidable).

Pre-video sample questions

- Why is food waste at home a problem?
- What are some of the ways that food is wasted at home and at school?
- Can you think of any creative ideas to reduce food waste at home and school?

VIDEO

Waste Not News: Rude to Our Food
Ep.3: Food Waste at Home
[Link to Video](#)

MATERIALS

Computer, Projector, Speaker
Duration: 6:48 minutes



After the video ends, begin a group discussion with the class.

MAIN LEARNING OUTCOME

SOCIAL STUDIES

Learners will implement age-appropriate actions that demonstrate responsibility as global citizens.

SKILLS

IMPLEMENT

Select: Locate several relevant and dependable details to support an answer.

Plan: Identify steps to solve the problem. Execute the steps, modifying as necessary.

Evaluate: Review steps and results from an investigation or problem solving. Reflect on varying perspectives and alternative solutions or findings. Identify potential new problems and/or issues.

Apply: Carry out or complete a procedure/technique.

ANALYSE

Gather and select appropriate information. Begin to reflect on accuracy, validity and importance, of the information. Communicate findings.

CROSS-CURRICULAR LINKS

ENGLISH LANGUAGE ARTS

LISTENING AND SPEAKING

Learners will communicate effectively and clearly respecting cultural contexts.

Learners will use writing and other representations to explore, clarify and reflect upon thoughts and experiences.



DURATION

1-2 days

MATERIALS

Art supplies

Paper or Bristol board

Computers or Tablets
(Optional)

AV equipment (Optional)

Post-video sample questions

- Was upcycling a new word for you?
- Does anyone ever upcycle items in their kitchen?
- Why is it better to reduce food waste rather than just composting it?

ACTIVITY

FOOD WASTE AWARENESS CAMPAIGN

Directions: Break the students into small groups and have them brainstorm how they can minimize food waste at school and think about ways they can spread the word about reducing food waste

Teacher support: students could take their food waste home for their parents to see, leftover cafeteria food could be donated to a local food bank, organize a soup day to use up leftovers in cafeteria.

In the same small groups, students work together to create an awareness campaign to encourage their community to waste less food—both at home and at school. Possible executions might include posters, brochures, presentations, radio commercials, school announcements, etc.




With student and teacher consent, outputs from the food waste awareness campaigns can be sent to Divert NS via email at info@divertNS.ca, where they may be shared at divertNS.ca and/or on Divert NS’ social media channels.

POST ACTIVITY

FOOD WASTE FRIDAY

Directions: Have your school or class create and participate in Food Waste Friday. Use this day to bring awareness to ways you can take action to reduce food waste. Food Waste Friday is celebrated each year during Waste Reduction Week—a special week in October—but you can celebrate it any Friday throughout the year. In preparation for your day, explore Waste Reduction Week (WRW) Canada’s website and take the WRW Canada food waste pledge for kids.

wrwcanada.com/en/food-waste-pledge-kids



Optional/extended learning activity

Directions: Isha is the regional Waste Reduction Educator for Colchester County who was featured in the Waste Not News video. Who's your local waste reduction educator? Find yours at divertns.ca/education/tools-downloads/waste-educators and schedule a workshop with them to discuss food waste in your area. Or contact them with any additional questions you may have about food waste.

Assessment

Formative

Evaluate student comprehension of the positive effects of reducing food waste through class discussions and passively monitoring group conversations.



Divert NS is a not-for-profit organization championing recycling in Nova Scotia. For over 25 years, we've helped build a culture of recycling through environmental stewardship, education, and innovation. We work in collaboration with government, industry, and academia to divert waste-resources from landfill, and we partner with municipalities to deliver education and awareness programs to schools, businesses, and community groups. Divert NS also works to develop stewardship agreements and funds innovative research and development initiatives.

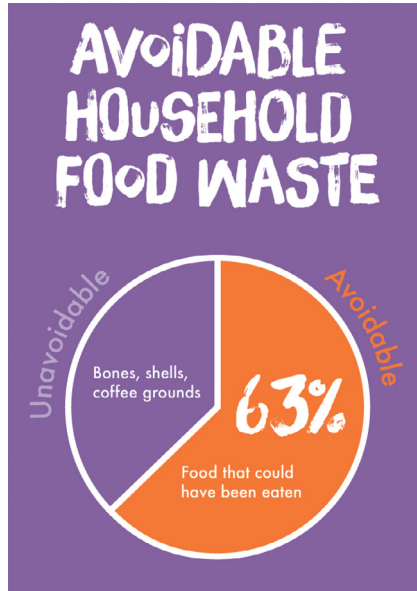
Toll-free 1.877.313.7732 • info@divertns.ca • divertNS.ca



Appendix 1

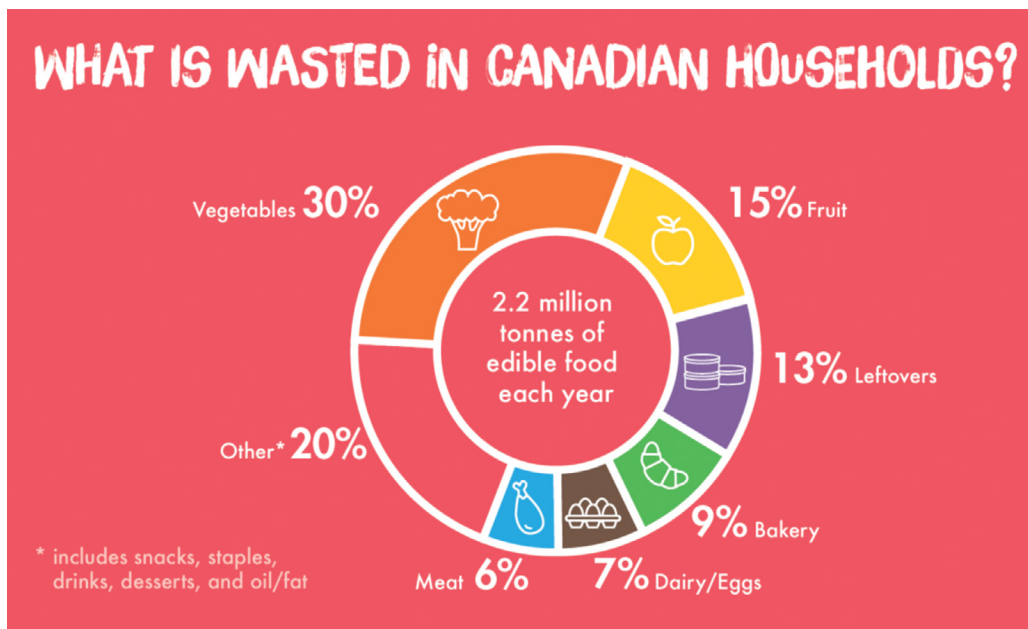
LOVE FOOD HATE WASTE:

Avoidable household food waste



LOVE FOOD HATE WASTE:

What food is wasted in Canadian households



Source

lovefoodhatewaste.ca/about/food-waste/